

The CS 332 splash proof ceiling loudspeakers are specially designed for installation at areas where the unit is subjected to moisture & high humidity such as pool side, bathroom or at open covered walkways. These ceiling loudspeakers are able to withstand moisture due to its grille that is injected from high impact ABS and its loudspeaker component, being constructed for moisture proofing. The 75 mm dynamic full range loudspeaker component accurately reproduces the source signal with minimal sound discoloration. A front metal mesh, finished in off white, gives the unit an elegant appearance.

Spring mounting reduces installation time without visible screws. An ABS back enclosure is provided to prevent crosstalk between adjacent zones via the ceiling void. The unit comes with a multiple impedance line matching transformer, suitable for 70 V or 100 V distributed loudspeaker system with a maximum power handling of 6 W rated at 100 V. Model CS 332L is a low impedance model (8 ohms), suitable for hotel installations where BGM channels are extended from the MATV system into the bathroom.

- Off-white circular flush-mounted high impact ABS grille with an aesthetically pleasing front metal mesh.
- 75 mm dynamic full range loudspeaker component for a wide frequency response.
- Flush mounted on to the ceiling with its spring mounting system for ease of installation and improved aesthetics.
- Ready fitted line matching transformer with multiple power tapings of 6, 3 & 1.5 W at 100 V line / 3, 1.5, 0.75 W at 70 V (CS 332)
- ABS back enclosure minimises crosstalk between adjacent zones via the ceiling void.
- 8 ohm model (CS 332L) available for low impedance applications.



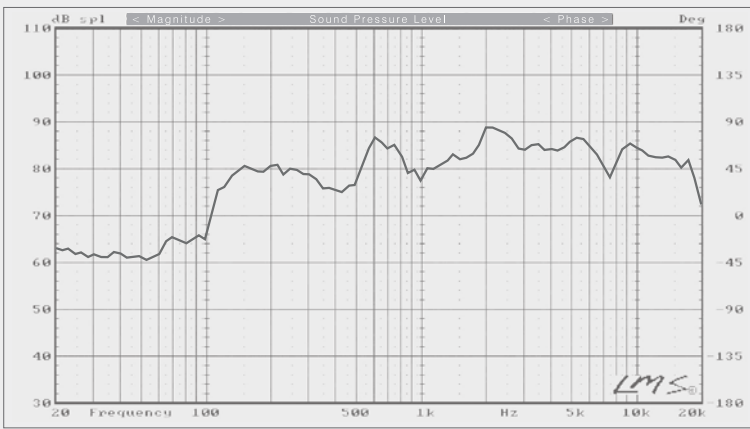
CS 332 / CS 332L



Technical Specifications

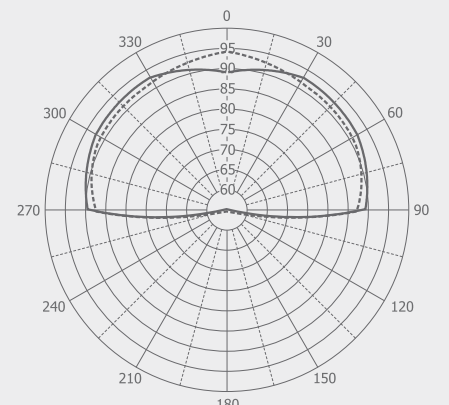
	CS 332	CS 332L
Rated Input	100 V : 6 W (6 - 3 - 1.5 W) 70 V : 3 W (3 - 1.5 - 0.8 W)	6 W
Maximum Power	9 W	9 W
Rated Impedance	1.7 kΩ (1.7 - 3.3 - 6.3 kΩ)	8Ω
Sensitivity (1W / rated at 1m)	88 / 96 dB	88 / 96 dB
Coverage Angle (1 kHz, -6 dB)	180 deg.	180 deg.
Frequency Response	110 Hz ~ 20 kHz	110 Hz ~ 20 kHz
Speaker Component	75 mm Dynamic Full Range Loudspeaker	75 mm Dynamic Full Range Loudspeaker
Safety	Acc. to EN 60065	Acc. to EN 60065
Finish	Grille and Mesh; Pure White	Grille and Mesh; Pure White
Dimensions	Dia 127 x 77 mm	Dia 127 x 77 mm
Weight	0.46 kg	0.35 kg

Frequency Response



* at 1 W / 1 m

SPL Polar Plot



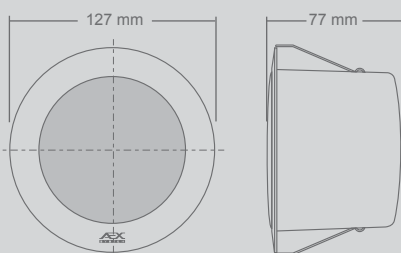
* at 1 W / 1 m

— 1 kHz
- - - 4 kHz

Engineers' Specifications

The splashproof ceiling loudspeaker unit shall consist of a 75 mm dynamic full range loudspeaker driver, mounted on to a 127 mm circular pure white (RAL 9010) ABS grille. The unit shall be spring mounted to the ceiling to avoid visible mounting screws. (For CS 332 : A line matching transformer shall be provided with multiple power tapings of 6, 3 & 1.5 W (100 V) / 3, 1.5 & 0.8 W (70 V) suitable for distributed loudspeaker

system.) The loudspeaker unit shall have a useable frequency range of 110 Hz ~ 20 kHz with a minimum SPL of 88 dB at 1 W/m and a coverage angle of 180 deg.. The weight of the speaker unit shall not exceed 0.46 kg (CS 332) / 0.35 kg (CS 332L) and dimensions shall be not more than 127 mm diameter and depth 77 mm.



CS 332 / CS 332L